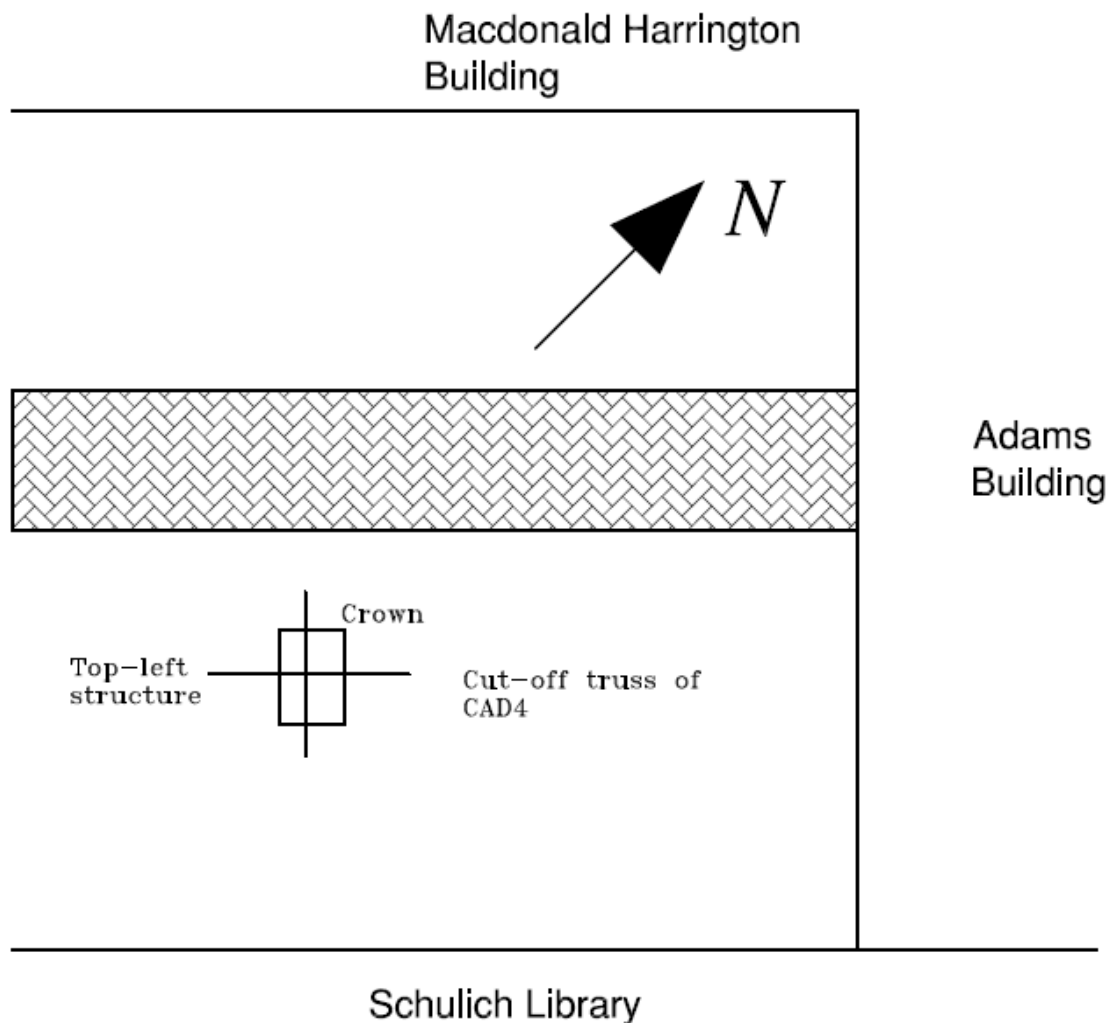




CAD5 assignment – Crown and Top-left Structure 3D & 2D modeling


- In this assignment, you should generate, in imperial units, the 3D model of the crown and top-left structure shown below.
- The beams that you use in your model should be standard.
- You do not need to model bolts in 3D neither welding. However in 2D you will add symbols to show these items.
- You should submit a 2D drawing of these parts of structure in an appropriate layout format (size A or B) and with a standard scale. Furthermore, you should provide an Isometric View either in the same layout or in another one.
- For this assignment, there is no need to dimension your drawing.





Crown





This belongs to the main part of the structure and not to the crown.



Top-left structure

